



TECHNICAL NOTE

Auto-Ranging Adds Flexibility and Value to Programmable DC Power Sources

Programmable DC power sources are an essential tool in product development and production testing of a wide range of electronic devices and systems. In many instances, the proper testing requires submitting the device-under-test (DUT) to a wide range of operating conditions. In some cases, the DUT will try to draw constant power under variable input conditions. (Common examples are dc motor drives and regulated dc/dc supplies.) In such circumstances, the ability of the programmable dc source to provide increased current at reduced output voltage is very beneficial. This ability is known as auto-ranging. Without this feature, multiple power supplies could be required to test the DUT under varying input voltage conditions.

Figure 1 compares the performance of a true auto-ranging programmable dc power source with a conventional power supply that can only deliver the maximum power at one combination of voltage and current. Auto-ranging essentially extends the operating envelope of the instrument. All Intepro Programmable DC sources feature auto-ranging output.

■ Application Example –DC/DC Converter Production Test

For the purposes of this example, the DC/DC converter (DUT) will be assumed to have the following specifications:

Maximum power output: 2,500 KW

Input voltage range: 260 VDC – 410 VDC

Efficiency: 90%

In order to accurately measure the performance, testing must be performed at the operational limits.

At low input voltage (260 VDC): The input current required is:

$$I_{(in)} = 2500 \text{ W} \div 260 \text{ V} \div 0.9 = 10.7 \text{ A}$$

At the high input voltage (410 VDC), the input current is:

$$I_{(in)} = 2500 \text{ W} \div 410 \text{ V} \div 0.9 = 6.8 \text{ A}$$

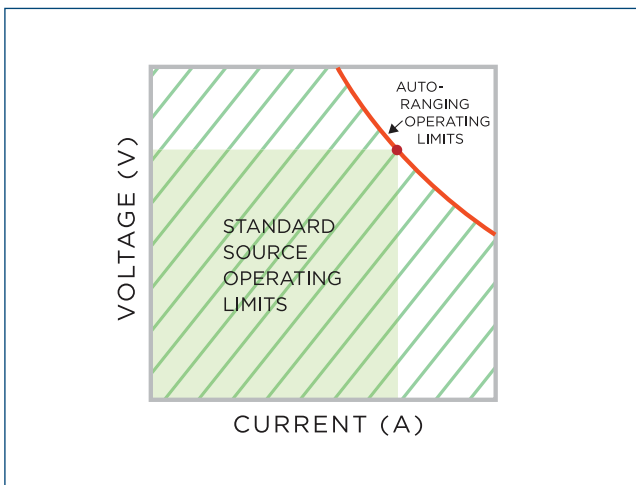


Figure 1. An auto-ranging power source can deliver full power over an extended range of voltage/current output conditions. A standard source can only deliver full rated power at max voltage and current.

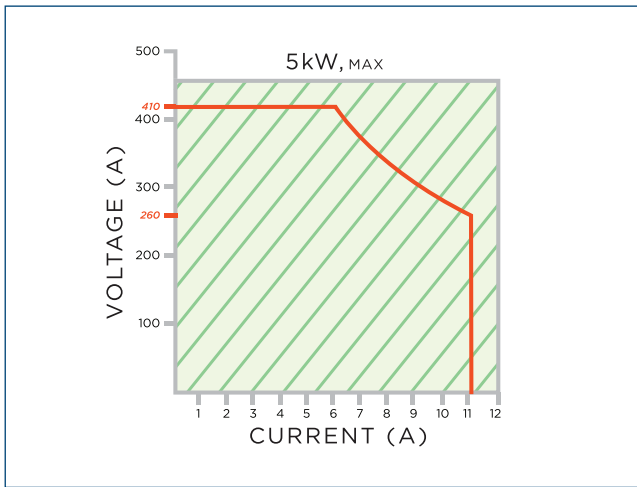


Figure 2. Since a standard power source can only deliver power bounded at max voltage and current, a higher rated unit is required to meet all test conditions.

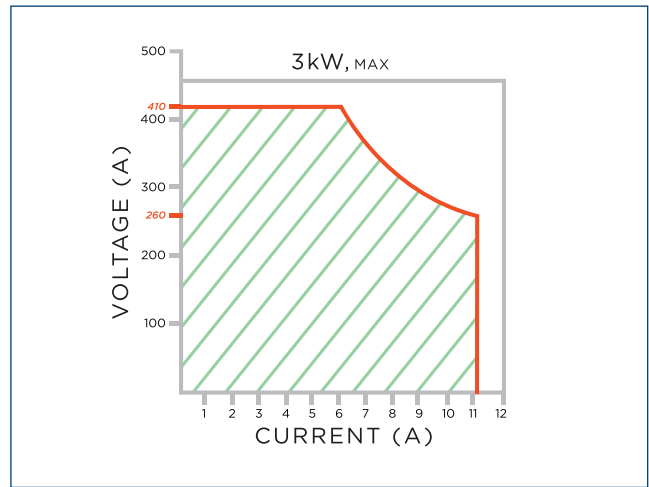


Figure 3. An auto-ranging power source can deliver full power to the device-under-test over a range of operating conditions.

For a single, conventional power supply to meet both of these operating conditions, it would need to have a rating of at least 410 V x 10.7 A = 4.4 KW. Allowing for some engineering margin, a 5 KW power source would be required. (See figure 2.)

Utilizing an Intepro Auto-Ranging Programmable DC Source, these same test conditions could be met with a single 3 KW unit. (See figure 3.)

■ Benefits of Auto-Ranging

Auto-ranging sources are typically a bit more costly than conventional supplies with the same power rating because the output stages must be designed to operate reliably over a wider range of output voltages and currents. But the real cost is lower because one unit can be used to replace multiple conventional units.

■ Fewer units

■ Less rack space

■ Lower energy use

■ Simplified test set up



Intepro Systems, Inc. 14712-A Franklin Ave Tustin, CA 92780
 +01 714.953.2686 sales@inteproate.com www.inteproate.com